

TETRAPOL ACCESSORIES

for TPH 700, TPH 900, TPM 700 and G2



RCD Radiokomunikace spol. s r. o. | U Pošty 26, 533 52 Staré Hradiště – Pardubice | Czech Republic
phone: +420 466 415 755 | Sales Department E-mail: sales@rcd.cz

www.rcd.cz



CATALOGUE 2017/2




Description

GPS 33 is GNSS set designed for TETRAPOL WB BER or TPM 700 mobile radio. The set enables tracking of mobile radio position in automatic tracking systems (AVL).

The main parts of the set are GPP 02 GNSS receiver and converter of GNSS receiver. GNSS receiver supports GPS and GLONASS systems.

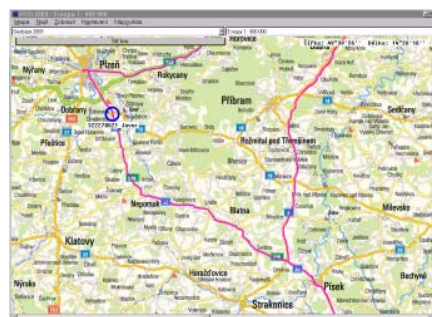
GPS 33 set exceeds in a simple installation without necessity of connection to 12 V DC on-board voltage. The set is powered from switching voltage of mobile radio. When mobile radio is switched off, car battery is not discharged.

GPP 02 GNSS receiver should be located in the vehicle to have the best view of as many satellites as possible, such as near rear side windows, rear window or windscreen.




Technical Specifications

Type	GPS 33		
GNSS receiver	GPS + GLONASS		
Position accuracy	m	3 *	
Sensitivity	Acquisition	dBm	-160
	Tracking	dBm	-165
Acquisition time	Cold start	s	34
	Hot start	s	3
Power consumption	mA	27	
Operating temperature	°C	-25 ÷ +55	
Weight	g	180 and 60	
Dimensions w × h × d	mm	55 × 32 × 30 and 16 × 20 × 16	



* Position accuracy depends on GPP 02 receiver position in the vehicle and on GPS satellites visibility.



Magnetic holder
of speaker mic



TPM 700 mobile radio

Description

OS 37 hand speaker / mic for TPM 700 mobile radio is equipped with speaker, microphone, PTT button, magnetic holder, connector for external earphone connection and optical signalling of radio transmission.

OS 37 DNS hand speaker / mic is also equipped with digital noise suppressor module which filters signal from microphone and suppresses noises captured by microphone. Speaker mic can be therefore used even in high noisy environments where speaker mic significantly improves call quality compared to conventional microphones.

- Optical signalling of radio transmission (red LED).
- The yellow button on the top of the speaker mic is used to end the call.

Description

GPM 37 hand speaker / mic with built-in GNSS receiver is designed for TPH 700 terminal.

The device enables voice communication of mobile participant within TETRAPOL radio network and tracking of radio terminal position in automatic tracking systems (AVL). GNSS receiver analyses signals of GPS and GLONASS systems.

GPM 37 is equipped with speaker, microphone, PTT button, rotating clip, connector for external earphone connection, LED torch, optical and acoustic signalling of radio transmission.

GPM 37 is powered from radio terminal battery and switched on together with radio terminal. The device exceeds in low power consumption.

- User-programmable acoustic signalling of radio transmission.
- Optical signalling of radio transmission (red LED), can be disabled by user.
- The yellow button is used to control the torch (white LED).
- Cable outlet from connector according to customer's requirement – up, down or sideways.



Rotating clip

Technical Specifications

Type	GPM 37		
GNSS receiver	GPS + GLONASS		
Position accuracy	m	3 *	
GNSS sensitivity	Acquisition	dBm	-160
	Tracking	dBm	-165
Acquisition time	Cold start	s	34
	Hot start	s	3
Power consumption	GNSS receiver on	mA	25
	GNSS receiver off	mA	5
Operating temperature / Ingress protection	°C	-20 ÷ +55 / IP 54	
Weight	kg	0,2	
Dimensions w × h × d	mm	62 × 72 × 35	


* Position accuracy depends on GPM 37 receiver position and on GPS satellites visibility.



TPH 700



TPH 700



Rotating clip


Description

MR 37 hand speaker / mic for TPH700 terminals is equipped with speaker, microphone, PTT button, rotating clip, connector for external earphone connection, LED torch, optical and acoustic signalling of radio transmission.

- User-programmable acoustic signalling of radio transmission.
- Optical signalling of radio transmission (red LED), can be disabled by user.
- The yellow button (TL) has the default function of the torch (white LED).
- The button can be set for emergency function instead of the torch function during production (red button).
- The button can be set for end call function instead of the torch function during production.
- Cable outlet from connector according to customer's requirement – up, down or sideways.



Rotating clip



Description

MR 37 DNS hand speaker / mic for TPH700 terminals is equipped with speaker, microphone, PTT button, rotating clip, connector for external earphone connection, LED torch, optical and acoustic signalling of radio transmission.

The device is also equipped with digital noise suppressor module which filters signal from microphone and suppresses noises captured by microphone. Speaker mic can be therefore used even in high noisy environments where speaker mic significantly improves call quality compared to conventional microphones.


- User-programmable acoustic signalling of radio transmission.
- Optical signalling of radio transmission (red LED), can be disabled by user.
- The yellow button (TL) has the default function of the torch (white LED).
- The button can be set for emergency function instead of the torch function during production (red button).
- The button can be set for end call function instead of the torch function during production.
- Cable outlet from connector according to customer's requirement – up, down or sideways.



TPH 700



TPH 700



Rotating clip

Description

MR 31 hand speaker / mic for TPH 700 terminals is equipped with speaker, microphone, PTT button, rotating clip, 3.5 mm JACK connector that allows to connect any external earphone.

- Acoustic signalling of radio transmission.
- Cable outlet from connector according to customer's requirement – up, down or sideways.

KZ 33

Description

KZ 33 single-unit desktop charger for TPH 700 terminals.



Technical specifications

Type		KZ 33
Power supply	V AC	100 ÷ 240
Indication		Green / Red – LED
Battery charging temperature	°C	0 ÷ +45
Storage temperature	°C	-40 ÷ +80
Dimensions	mm	95 × 92 × 59
Weight	g	130 / 190



KZ 34

Description

KZ 34 multi-unit desktop charger for TPH 700 terminals.



Technical Specifications

Type		KZ 34
Power supply	V AC	100 ÷ 240
Indication		6× Green / Red – LED
Battery charging temperature	°C	0 ÷ +45
Storage temperature	°C	-40 ÷ +80
Dimensions	mm	548 × 95 × 60
Weight	g	1190 / 490

KZ 32

Description

KZ 32 car charger for TPH 700 terminals

- Easy charging of TPH 700 with inbuilt battery
- Well-arranged charging status indication
- Radio operation possibility during charging
- Standard cigarette lighter plug

Technical Specifications

Type		KZ 32
Power supply	V DC	12 ÷ 24
Indication		Blue / Red – LED
Battery charging temperature	°C	0 ÷ +45
Storage temperature	°C	-40 ÷ +80
Cable length	mm	1500
Dimensions	mm	92 × 28 × 18
Weight	g	80



KZ 31


Description

KZ 31 charger for TPH 700 terminals

- Easy charging of TPH 700 with inbuilt battery
- Well-arranged charging status indication
- Radio operation possibility during charging

Technical Specifications

Type		KZ 31
Power supply	V AC	100 ÷ 240
Indication		Blue / Red – LED
Battery charging temperature	°C	0 ÷ +45
Storage temperature	°C	-40 ÷ +80
Cable length	mm	1150
Dimensions	mm	80 × 70 × 50
Weight	g	200





Description

Charger set of TPH 700 terminals is designed for fixed installation into vehicle.

Set consist of BZ 400 vehicle voltage converter and separate box of KZ 33 desk single unit charger for TPH 700 terminal. Both parts of the set can be supplied separately.

Technical Specifications

Type	KZ 33 Box + BZ 400	
Power supply	V DC	12 ÷ 24
Charger supply voltage	V DC	7.5
Maximum output current	A	2.9
Indication		green LED
Battery charging temperature	°C	0 ÷ +45
Storage temperature	°C	-40 ÷ +80
Length of feeder cable	m	1
Length of output cable	m	0.5
KZ 33 Box dimensions	mm	95 × 92 × 59
BZ 400 dimensions	mm	46 × 40 × 21
Weight	g	206



Belt clip bracket for TPH 700 terminal



TPH 700





Anchoring pin for TPH 700 terminal
KLP 301



Leather holder
KLP 102



Separable leather holder
Velcro fastener
KLP 103



TPH 700


 Universal connecting set
RT

 Cable outlet
 from connector


TPH 700


 Universal connecting set
RJ

Features

Jack connector with bayonet lock. It is not recommended for frequent connecting and disconnecting.

Use headsets **J-xx** with universal connecting set **RJ** (see separated catalogue list of Headsets J-xx).

Handsfree RJ-xx

=
Universal connecting set RJ

+
Headset J-xx

+
PTT button PTT-xx

Example

RJ-53 = RJ + J-53 + PTT-34

Features

Push-pull latching connector for frequent connecting and disconnecting.

Use headsets **T-xx** with universal connecting sets **RT** (see separated catalogue list of Headsets T-xx).

Handsfree RT-xx

=
Universal connecting set RT

+
Headset T-xx

+
PTT button PTT-xx

Example

RT-53 = RT + T-53 + PTT-34

Universal connecting sets **RT** and **RJ** have user-programmable acoustic signalling of radio transmission. Cable outlet from connector according to customer's requirement – up, down or sideways.

RT and RJ sets can be connected to various **PTT buttons** – see separated catalogue list of PTT buttons.



T-111



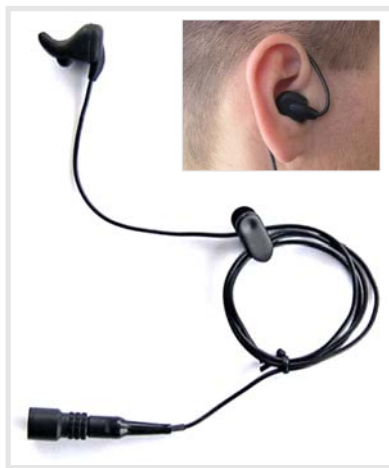
T-46



T-50



T-52



T-53



T-53T



T-70



T-94



T-98



T-99



J-111



J-46



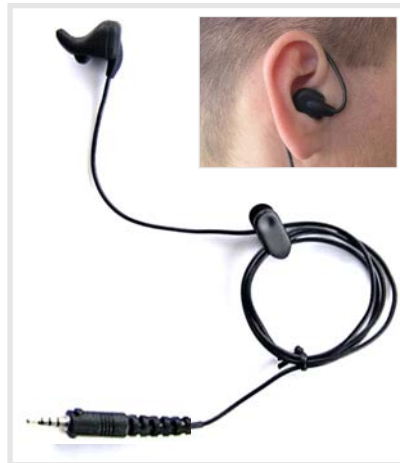
J-50



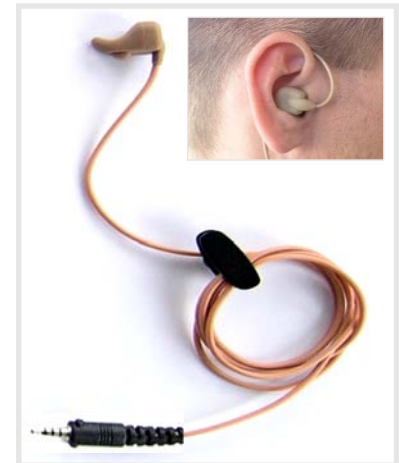
J-52



J-60T



J-53



J-53T



J-94



J-98



J-99




PTT-21S



PTT-22



PTT-10



PTT-10T



PTT-33



PTT-34



TPH 700

Description

Small, lightweight, flesh-coloured VIP-32 headset kit is designed to connect to TPH 700 terminal.

- Flesh-coloured PTT button with integrated microphone in the palm.
- Hidden earphone.
- End call button.
- User-programmable acoustic signalling of radio transmission.
- Cable outlet from connector according to customer's requirement – up, down or sideways.



TPH 700

Description

RP-91 headset kit is designed to connect to TPH 700 terminal.

- Designed as **hidden radio accessory** that is not visible under clothes.
- Flesh-coloured PTT button enables volume control in earphone.
- User-programmable acoustic signalling of radio transmission.
- Cable outlet from connector according to customer's requirement – up, down or sideways.



Description

RP-92 headset kit is designed to connect to TPH 700 terminal.

- Designed as **hidden radio accessory** that is not visible under clothes.
- User-programmable acoustic signalling of radio transmission.
- Cable outlet from connector according to customer's requirement – up, down or sideways.



TPH 700



TPH 700



Description

Small, lightweight **RP-94 M1** and **RP-94 M2 headset kits** are designed to connect to TPH 700 terminal.

- PTT button with integrated microphone.
- User-programmable acoustic signalling of radio transmission.
- Cable outlet from the connector according to customer's requirement – up, down or sideways.



TPH 700



Description

Small, lightweight **RP-94** and **RP-95 headset kits** are designed to connect to TPH 700 terminal.

- PTT button with integrated microphone.
- User-programmable acoustic signalling of radio transmission.
- Cable outlet from the connector according to customer's requirement – up, down or sideways.

Description

GPM 39 hand speaker / mic with built-in GNSS receiver is designed for TPH 700 terminal inserted in mobile adapter.

The device enables voice communication of mobile participant within TETRAPOL radio network and tracking of radio terminal position in automatic tracking systems (AVL). GNSS receiver analyses signals of GPS and GLONASS systems.

GPM 39 is equipped with speaker, microphone, PTT button, magnetic holder, connector for external earphone connection, LED torch, optical and acoustic signalling of radio transmission.

- User-programmable acoustic signalling of radio transmission.
- Optical signalling of radio transmission (red LED), can be disabled by user.
- The yellow button is used to control the torch (white LED).
- GPM 39 can be also connected to BIV G2 (older type of G2 hand terminal) via adapter.



Magnetic holder
of speaker mic

Technical Specifications

Type	GPM 39		
GNSS receiver	GPS + GLONASS		
Position accuracy	m	3 *	
GNSS sensitivity	Acquisition	dBm	-160
	Tracking	dBm	-165
Acquisition time	Cold start	s	34
	Hot start	s	3
Power consumption	GNSS receiver on	mA	25
	GNSS receiver off	mA	5
Operating temperature / Ingress protection	°C	-20 ÷ +55 / IP 54	
Weight	kg	0,2	
Dimensions w × h × d	mm	62 × 72 × 35	

* Position accuracy depends on GPM 39 receiver position and on GPS satellites visibility.



TPH 700 in mobile adapter



Yellow button to torch control



Magnetic holder of speaker mic



TPH 700 in mobile adapter

Description

MR 39 hand speaker / mic is designed for TPH 700 terminal inserted in mobile adapter.

MR 39 is equipped with speaker, microphone, PTT button, magnetic holder, connector for external earphone connection, LED torch, optical and acoustic signalling of radio transmission.

- User-programmable acoustic signalling of radio transmission.
- Optical signalling of radio transmission (red LED), can be disabled by user.
- The yellow button is used to control the torch (white LED).
- MR 39 can be also connected to BIV G2 (older type of G2 hand terminal) via adapter.



Description

SA 30 and SA 31 desktop adapters are designed for using of TPH 700 hand portable radio in combined operation – dispatcher station with ease of use for dispatcher or hand portable radio that can be taken away from dispatcher's workplace. The adapters can be operated only with external antenna.

Features

- remote speaker mic (SA 30) / desk mic (SA 31)
- loud listening: speaker integrated in the adapter / external speaker (option for SA 31)
- TPH 700 terminal charging
- TNC connector for connection of external antenna (fixed base, wall or magnetic)
- optical indication of TX operation and 12V power supply
- D-sub connector for data transmission via RS 232 serial interface



Description

Adapter BNC/G3, type HX 301, is designed for connection between TPH 700 hand terminal and external antenna or measurement device with BNC connectors.



RX-99 / USB



RX-99 / RS 232



DX-105

DATA CABLE FOR TPH 700

RX-99 / USB

RX-99 / RS 232

DX-105

Description

RX-99 / USB data cable is designed for data transmission between TPH 700 terminal and personal computer via USB serial interface.

RX-99 / RS 232 data cable is designed for data transmission between TPH 700 terminal and personal computer via RS 232 serial interface.

DX-105 programming cable is designed for TPH 700 terminal programming.



Rotating clip



TPH 900

Description

MR 47 hand speaker / mic for TPH 900 terminal is equipped with speaker, microphone, PTT button, rotating clip, connector for external earphone connection, LED torch, optical and acoustic signalling of radio transmission.

- User-programmable acoustic signalling of radio transmission.
- Optical signalling of radio transmission (red LED), can be disabled by user.
- The yellow button (TL) has the default function of the torch (white LED).
- The button can be set for emergency function instead of the torch function during production (red button).
- The button can be set for end call function instead of the torch function during production.



Rotating clip



TPH 900

Description

MR 47 DNS hand speaker / mic for TPH 900 terminals is equipped with speaker, microphone, PTT button, rotating clip, connector for external earphone connection, LED torch, optical and acoustic signalling of radio transmission.

The device is also equipped with digital noise suppressor module which filters signal from microphone and suppresses noises captured by microphone. Speaker mic can be therefore used even in high noisy environments where speaker mic significantly improves call quality compared to conventional microphones.

- User-programmable acoustic signalling of radio transmission.
- Optical signalling of radio transmission (red LED), can be disabled by user.
- The yellow button (TL) has the default function of the torch (white LED).
- The button can be set for emergency function instead of the torch function during production (red button).
- The button can be set for end call function instead of the torch function during production.



Rotating clip



TPH 900

Description

MR 41 hand speaker / mic for TPH 900 terminal is equipped with speaker, microphone, PTT button, rotating clip, 3.5 mm JACK connector that allows to connect user's any external earphone.

- Acoustic signalling of radio transmission.



Description

KZ 43 desktop charger for TPH 900 terminal.

Technical Specifications

Type		KZ 43
Power supply	V AC	100 ÷ 240
Indication		Green / Red – LED
Battery charging temperature	°C	0 ÷ +45
Storage temperature	°C	-40 ÷ +80
Box dimensions	mm	95 × 92 × 59
Weight	g	400



TPH 900




TPH 900

Description

KZ 42 charger of TPH 900 terminals is designed for installation into vehicle.

Technical Specifications

Type		KZ 42
Power supply	V DC	12 ÷ 24
Indication		Green / Red – LED
Battery charging temperature	°C	0 ÷ +45
Storage temperature	°C	-40 ÷ +80
Box dimensions	mm	95 × 92 × 59
Weight	g	380


 Universal connecting set
RT-4

 Universal connecting set
RJ-4

Features

Push-pull latching connector for frequent connecting and disconnecting.

Use **headsets T-xx** with universal connecting sets **RT-4** (see separated catalogue list of Headsets T-xx).

Handsfree RT-xxx

=

Universal connecting set RT-4

+

Headset T-xx

+

PTT button PTT-xx

Example

RT-453 = RT-4 + T-53 + PTT-34



TPH 900

Features

Jack connector with bayonet lock. It is not recommended for frequent connecting and disconnecting.

Use **headsets J-xx** with universal connecting set **RJ-4** (see separated catalogue list of Headsets J-xx).

Handsfree RJ-xxx

=

Universal connecting set RJ-4

+

Headset J-xx

+

PTT button PTT-xx

Example

RJ-453 = RJ-4 + J-53 + PTT-34

Universal connecting sets **RT-4** and **RJ-4** have user-programmable acoustic signalling of radio transmission. RT-4 and RJ-4 sets can be connected to various **PTT buttons** – see separated catalogue list of PTT buttons.



End Call Button

PTT

MIC

Description

Small, lightweight, flesh-coloured **VIP-42 headset kit** is designed to connect to TPH 900 terminal.

- Flesh-coloured PTT button with integrated microphone in the palm.
- Hidden earphone.
- End call button.
- User-programmable acoustic signalling of radio transmission.



TPH 900



TPH 900

Description

RP-491 headset kit is designed to connect to TPH 900 terminal.

- Designed as **hidden radio accessory** that is not visible under clothes.
- Flesh-coloured PTT button enables volume control in earphone.
- User-programmable acoustic signalling of radio transmission.



Description

RP-492 headset kit is designed to connect to TPH 900 terminal.

- Designed as **hidden radio accessory** that is not visible under clothes.
- User-programmable acoustic signalling of radio transmission.



TPH 900



TPH 900



Description

Small, lightweight **RP-494 M1** and **RP-494 M2 headset kits** are designed to connect to TPH 900 terminal.

- PTT button with integrated microphone.
- User-programmable acoustic signalling of radio transmission.



TPH 900



Description

Small, lightweight **RP-494** and **RP-495 headset kits** are designed to connect to TPH 900 terminal.

- PTT button with integrated microphone.
- User-programmable acoustic signalling of radio transmission.



Description

BL 01D bluetooth data interface is designed for data transmission between EADS (MATRA) G2 hand terminal and data terminal equipment (smartphone, tablet, PC).

It can be used as a wireless replacement of data cable RMX-99.



Technical Specifications

Type	BL 01D	
Power supply	from hand terminal battery	
Power consumption	mA	23
Range	m	max. 10
Operating frequency	MHz	2400 ÷ 2480
Maximum RF power	dBm	-20 ÷ +4



Rotating clip



G2 terminal

Description

MR 01 hand speaker / mic for G2 terminals is equipped with speaker, microphone, PTT button, rotating clip, 3.5 mm JACK connector that allows to connect any external earphone.

- Acoustic signalling of radio transmission.
- Cable outlet from connector according to customer's requirement – right or left.



Rotating clip



Yellow button to torch control



G2 terminal

Description

MR 07 hand speaker / mic for G2 terminal is equipped with speaker, microphone, PTT button, rotating clip, connector for external earphone connection, LED torch, optical and acoustic signalling of radio transmission.

- Acoustic signalling of radio transmission.
- Optical signalling of radio transmission (red LED), can be disabled by user.
- The yellow button (TL) has the default function of the torch (white LED).
- The button can be set for emergency function instead of the torch function during production (red button).
- The button can be set for end call function instead of the torch function during production.
- Cable outlet from connector according to customer's requirement – right or left.



Universal connecting set
RMT



Universal connecting set
RMJ

Features

Push-pull latching connector for frequent connecting and disconnecting.

Use headsets **T-xx** with universal connecting sets **RMT** (see separated catalogue list of Headsets T-xx).

Handsfree RMT-xx
=
Universal connecting set RMT
+
Headset T-xx
+
PTT button PTT-xx

Example
RMT-53 = RMT + T-53 + PTT-34



Features

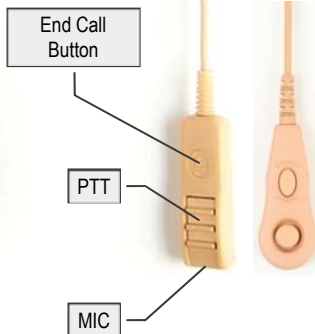
Jack connector with bayonet lock. It is not recommended for frequent connecting and disconnecting.

Use headsets **J-xx** with universal connecting set **RMJ** (see separated catalogue list of Headsets J-xx).

Handsfree RMJ-xx
=
Universal connecting set RMJ
+
Headset J-xx
+
PTT button PTT-xx

Example
RMJ-53 = RMJ + J-53 + PTT-34

Universal connecting sets **RMT** and **RMJ** have acoustic signalling of radio transmission.
Cable outlet from connector according to customer's requirement – right or left.
RMT and **RMJ** sets can be connected to various **PTT buttons** – see separated catalogue list of PTT buttons.



G2 terminal

Description

Small, lightweight, flesh-coloured **VIP-22 headset kit** is designed to connect to TETRAPOL G2 terminal.

- Flesh-coloured PTT button with integrated microphone in the palm.
- Hidden earphone.
- End call button.
- Acoustic signalling of radio transmission.
- Cable outlet from connector according to customer's requirement – right or left.



Anchoring pin
for G2 terminal – LOW
KLP 201

Suitable for low batteries. Not suitable for Beluga batteries due to their dimensions.

Anchoring pin
for G2 terminal – Beluga II
KLP 202

Suitable for Beluga I, Beluga II batteries and low batteries.



Leather holder
KLP 102



Separable leather holder
KLP 101





Description

Adapter BNC/G2, type HX 201, is designed for connection between G2 hand terminal and external antenna or measurement device with BNC connectors.

DATA CABLE FOR G2 TERMINALS

RMX-99 / RS 232

RMX-99 / USB



RMX-99 / RS 232



RMX-99 / USB

Description

RMX-99 / RS 232 data cable is designed for data transmission between G2 terminal and personal computer via RS 232 serial interface.

RMX-99 / USB data cable is designed for data transmission between G2 terminal and personal computer via USB serial interface.

Description

AG-2 battery is designed for use with G2 hand terminals and original chargers supplied by EADS (former MATRA).

Battery has an optical indication of current battery charging condition. It is suitable especially for G2 terminals without display.

Current battery charging condition (25%, 50%, 75% and 100%) is indicated by the LED diode after pressing "TEST" button.

Battery is delivered in storage mode where electronics is disconnected and battery cannot be discharged. Battery in storage mode communicates neither with terminal nor with charger. Battery is putting into operation by first pressing of the "TEST" button.

Battery is delivered in scratch resistant plastic box.



Back side of battery



Test of battery charging condition



G2 terminal

Technical Specifications

Type	AG-2 / 2100	
Capacity	mAh	2100
Dimensions w × h × d	mm	68 × 105 × 17
Weight	g	158
Storage temperature till 1 year	°C	-20 ÷ +35
Storage temperature till 90 days	°C	-20 ÷ +45
Storage temperature till 30 days	°C	-20 ÷ +55



Back side of battery

Description

AG-2-NL battery is designed for use with G2 hand terminals and original chargers supplied by EADS (former MATRA).

Battery is delivered in scratch resistant plastic box.



G2 terminal

Technical Specifications

Type	AG-2-NL / 2100	
Capacity	mAh	2100
Dimensions w × h × d	mm	68 × 105 × 17
Weight	g	158
Storage temperature till 1 year	°C	-20 ÷ +35
Storage temperature till 90 days	°C	-20 ÷ +45
Storage temperature till 30 days	°C	-20 ÷ +55



S-94 T



S-94



S-92



S-97



SL

TSL



S-98

Example of sets labelling

G2 earphone set type **SL-94** consist of **S-94** earphone and **SL** set.

TPH 700 earphone set type **TSL-94** consist of **S-94** earphone and **TSL** set.



Description


BL 03D bluetooth data interface is designed for wireless data transmission between TPM 700 mobile radio with 3G control box and data terminal equipment (smartphone, tablet, PC).

(It is necessary to adjust BL 03D for using with 2G control box.)

Data transmission is coded – you need to enter the PIN code when pairing.

Technical Specifications

Type	BL 03D	
Power supply	V	5 from mobile radio battery
Power consumption	mA	35
		5 without connection
Range	m	approx. 20
Operating frequency	MHz	2400 ÷ 2480
Max. RF power	dBm	-20 ÷ +14



Description

The vehicle antennas are designed for assembly on the car roof. Antennas are designed for mobile radios in radio network of TETRAPOL system in frequency band from 380 to 395 MHz.

Antenna bases are identical therefore antenna whips are exchangeable.

Technical Specifications

Type		VA 66	VA 67 SM	VA 68
Frequency range	MHz	380 ÷ 395		
Gain	dBi	2		5
Radiation pattern		omnidirectional		
Polarization		vertical		
Length of antenna radiator		$\lambda / 4$		$5/8 \lambda$
Impedance	Ω	50		
VSWR		< 1.8		< 1.5
Maximum input power	W	20		
Whip tilt angle	°	74		
Length of whip	mm	137	200	511
Weight with antenna base	kg	0.08	0.1	
Material of antenna		plastic, galvanized iron, brass		
Mounting hole	mm	$\varnothing 19 (15 \times 15)$		
Connector type		FME (3.5 m TNC, BNC)		



Antenna whips

Note: The vehicle antennas are terminated with coaxial cable length of 0.3 m with FME female connector. They are supplied with jumper cable length of 3.5 m with FME male connector on the first end and BNC male or TNC male connector on the other end according to the order.

Description

VAS 39 vehicle antenna is designed for radios in PEGAS and SITNO radio networks of TETRAPOL system in frequency band from 380 to 395 MHz.

Antenna is designed for assembly on windscreen or rear window in the car according to the mounting instructions.

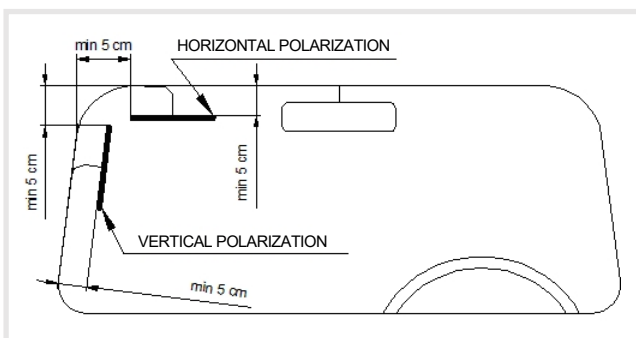
Antenna is suitable for hidden assembly.

Technical Specifications

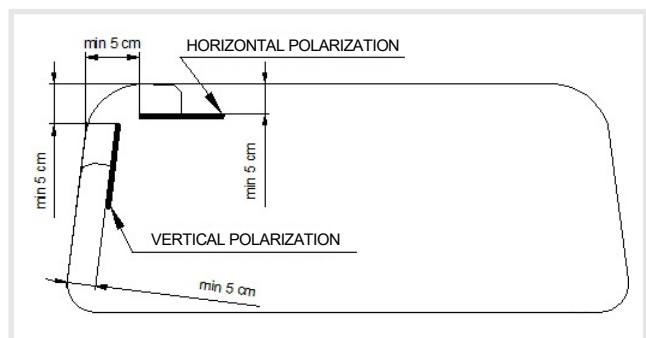
Type	VAS 39	
Frequency range	MHz	380 ÷ 395
Radiation pattern		omnidirectional
Impedance	Ω	50
VSWR		< 2
Maximum input power	W	10
Length of coaxial cable (RG 174)	m	3.5
Weight	g	50
Dimensions l × h	mm	270 × 11
Connector type		TNC, BNC, FME



Note: VAS 39 antenna is terminated with coaxial cable length of 3.5 m with TNC male, BNC male or FME female connector according to the order.



Scheme of antenna location on windscreen



Scheme of antenna location on rear window


Description

VMA 390 vehicle antenna is whip antenna with magnetic holder designed for assembly on car roof or metal parts which create antenna counterpoise.

Antenna is designed for systems in frequency band from 380 to 395 MHz.

Technical Specifications

Type		VMA 390
Frequency band	MHz	380 ÷ 395
Gain	dBi	2
Radiation pattern		omnidirectional
Length of antenna radiator		$\lambda / 4$
Polarization		vertical
Impedance	Ω	50
VSWR		< 1.5
Maximum input power	W	30
Material		brass, plastic, stainless steel
Weight with cable	kg	0.65
Length of cable	m	3.5
Connector type		BNC male or TNC male



Note:

VMA 390 antenna is standardly terminated with coaxial cable length of 3.5 m with BNC male or TNC male connector. Antenna can be supplied with other cable length and other connectors according to customer's requirement.

Description

- parallel operation of mobile transceiver and car radio FM with one mobile antenna
- extremely small dimension
- very easy and quick installation



Technical Specifications

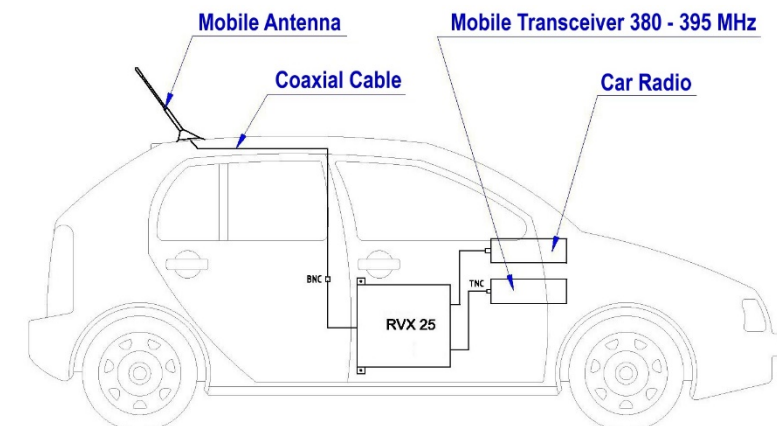
Type			RVX 25
Frequency band	Transceiver (RDST)	MHz	380 ÷ 395
	Car radio (AUTORÁDIO)	MHz	87 ÷ 108
Maximum input power		W	30
Insertion loss	Transceiver (RDST)	dB	≤ 1.5
	Car radio (AUTORÁDIO)	dB	≤ 1.0
Isolation		dB	≥ 30
Impedance		Ω	50
Operating temperature		°C	-30 ÷ +70
Dimensions w × h × d		mm	60 × 55 × 24
Weight		g	~ 150
Connectors type	Transceiver		TNC male, cable length 1 m
	Car radio		coax. connector for car radio, cable length 1 m
	Antenna		BNC female, cable length 0.2 m

Recommended accessories:

- vehicle antennas for TETRAPOL VA 66, VA 67 SM, VA 68
- vehicle antenna ŠKODA / TETRAPOL – RCP 300 006



Antenna ŠKODA / TETRAPOL – RCP 300 006





RCD Radiokomunikace spol. s r. o.

U Pošty 26, 533 52 Staré Hradiště – Pardubice

Czech Republic

tel.: +420 466 415 755

fax: +420 466 415 376

e-mail: sales@rcd.cz

<http://www.rcd.cz>