
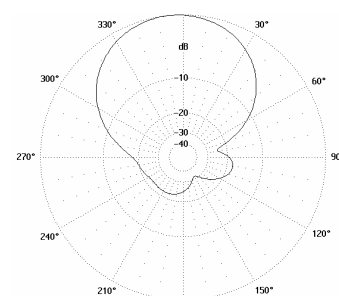


**BD 402
BD 402A**

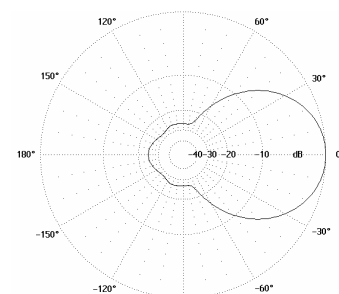


TECHNICAL SPECIFICATION

Type		BD 402	BD 402A
Frequency range	MHz	440 ÷ 470	400 ÷ 430
Technical solution		YAGI	
Gain	dBi	10	
Radiation pattern		directional	
Beamwidth H plane	°	71 ÷ 80	
Beamwidth E plane	°	53 ÷ 58	
Front-to-back-ratio	dB	18 ÷ 20	
Polarization		vertical	
Impedance	Ω	50	
VSWR		< 1.5	
Max. input power	W	150	
Grounding		All metal parts of antenna including the mounting kit are DC grounded	
Material antenna		lacquered aluminium alloy, plastic, stainless steel	
Antenna holder	mm	RCAK 400 52 - Ø 35 ÷ 76 (standard)	
		RCAK 400 44 - Ø 60 ÷ 90	
		RCK 100 001 - Ø 90 ÷ 120	
Material holder		aluminium alloy, hot dip zinc steel, all screws and nuts: stainless steel	
Weight antenna / radiator	kg	1.2 / 0.5	
Max. wind velocity	km / hour	160	
Max. wind load (at 160 km / hour)	N	60	
Dimensions of antenna l x h	mm	963 x 331	1003 x 359
Connector		type „N“ - female	



Radiation pattern – H plane



Radiation pattern – E plane